





How to Register as a Foreign Citizen Living in Bolivia

<h1>1</h1>	Have your passport, foreign identity card (e.g. driver's license), vehicle ownership documents and property ownership documents (Only for vehicles and property that are owned by you and in Bolivia with you).	
<h1>2</h1>	Navigate to the following website: http://servicios.migracion.gob.bo/censo/Index/Registro Fill in the forms step-by-step and be careful not to make any mistakes.	
<h1>3</h1>	Print and sign the forms.	
<h1>4</h1>	Take the forms and your documents to Migration (immigration office), where they will verify the data and once endorsed by them, your registration will be completed.	

Important: Remember that by Supreme Decree No. 2965 dated November 11, 2016, it is **mandatory for all foreign citizens** (not on a tourist visa), to complete the Foreign Person Registry in the Migration Office, otherwise they will have to pay a fine. Registration must occur before November 20, 2017.

We offer a service (very reasonable cost) where we can step you through the process in our office and go with you to immigration to complete the paperwork (which is all in Spanish). Call or email if you would like additional information about this service or have questions about this new policy in Bolivia.